

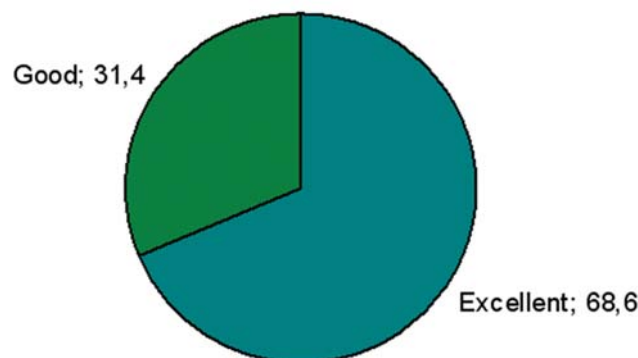
BUILDING CAPACITY FOR ACTION

EVALUATION

- A total of 51 people from 22 countries responded voluntarily to the questionnaire that was designed to evaluate participant's perception (See Annex 9 for the full questionnaire).
- The respondents were mainly Public Health Officers (24%), NGO representatives (20%), practitioners (18%), researchers (18%) and policy advisers (14%).
- On the logistical factors that most influenced the decision to attend the conference, 55% responded for the networking opportunities and 22% the location chosen.

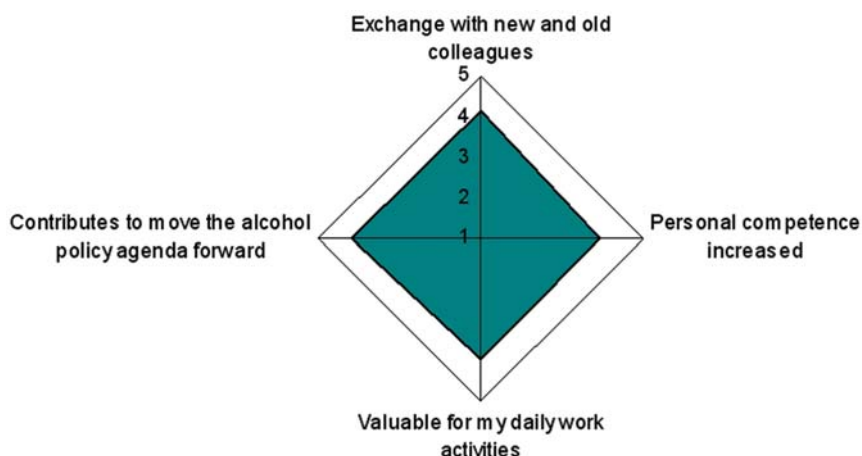
General impression

More than 2/3 of the participants evaluated it as an excellent conference.



The potential impact of the conference

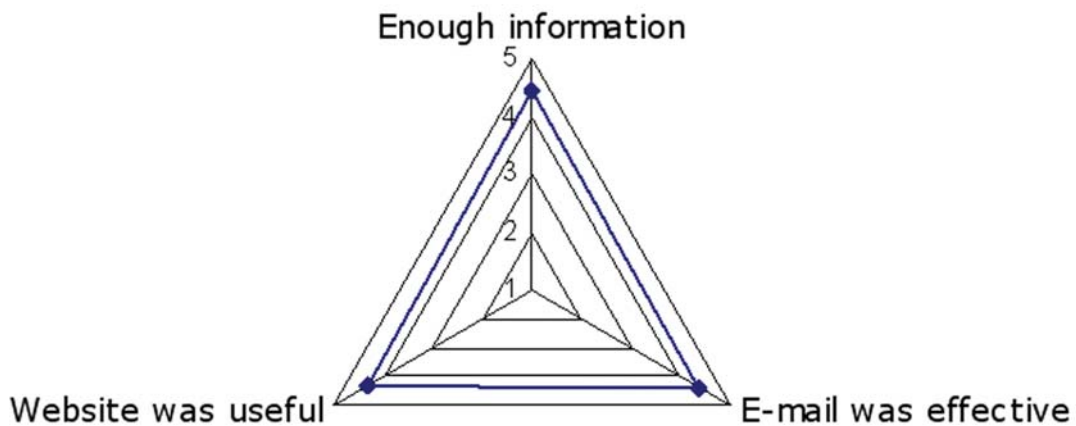
Participants responded a 5-likert scale from (1) not at all satisfied to (5) strongly satisfied to evaluate their satisfaction with the potential impact of the conference in four domains:



BUILDING CAPACITY FOR ACTION

Pre-conference issues

Participants were very satisfied with the information provided during the preparation of the conference



General conference issues

Participants responded to 12 items on the general aspects of the conference by marking a 5-likert scale from (1) Somewhat disagree to (5) Strongly agree. For all items the mean score was higher than 4. See below the scores to each point.

